

# Coronis 5MP Mammo



The standard of care for digital mammography



# The standard of care



For thousands of women every day, details make all the difference. This understanding, along with many years of commitment to improving display technology, has culminated in an innovative display system that meets the most challenging standards. A system that allows you to see more details, work more efficiently and save more women's lives.

Breast cancer detection demands an incomparable level of accuracy that lasts for the system's entire lifetime. And there is more. Perfection also lies in productivity. You should be able to load and manipulate your studies smoothly, without losing precious time.

This is why Barco's advanced mammography displays have become the preferred choice for screening and training centers worldwide. Because radiologists know that, when it comes to women's health, Barco is the standard of care.



## The preferred choice for digital mammography

*Barco's reputation for accuracy and dependability is the result of extensive clinical and technological research, along with a strong emphasis on quality control. The Coronis SMP Mammo display system has been designed to meet the specific needs of Mammography Radiologists, Physicists, IT Managers and PACS Administrators. Built with carefully designed, high-quality components - all optimized to smoothly work together - the system guarantees high quality care and lasting efficiency.*

# Technology that makes a difference

The innovative Coronis SMP Mammo proves that technology can make a real difference. Its benchmark technologies set the tone in digital mammography imaging, defining a new standard of care for women's health.

## Ultimate diagnostic confidence

Diagnostic confidence thanks to top-of-the-line LCD technology featuring high resolution, exceptional contrast and perfect geometry.

## Pixel-perfect images

Pixel-perfect images without disturbing screen noise, thanks to Per Pixel Uniformity.

## Worry-free Quality Assurance

Worry-free Quality Assurance and maximum uptime of your workstation via the user-friendly MediCal QAWeb solution.

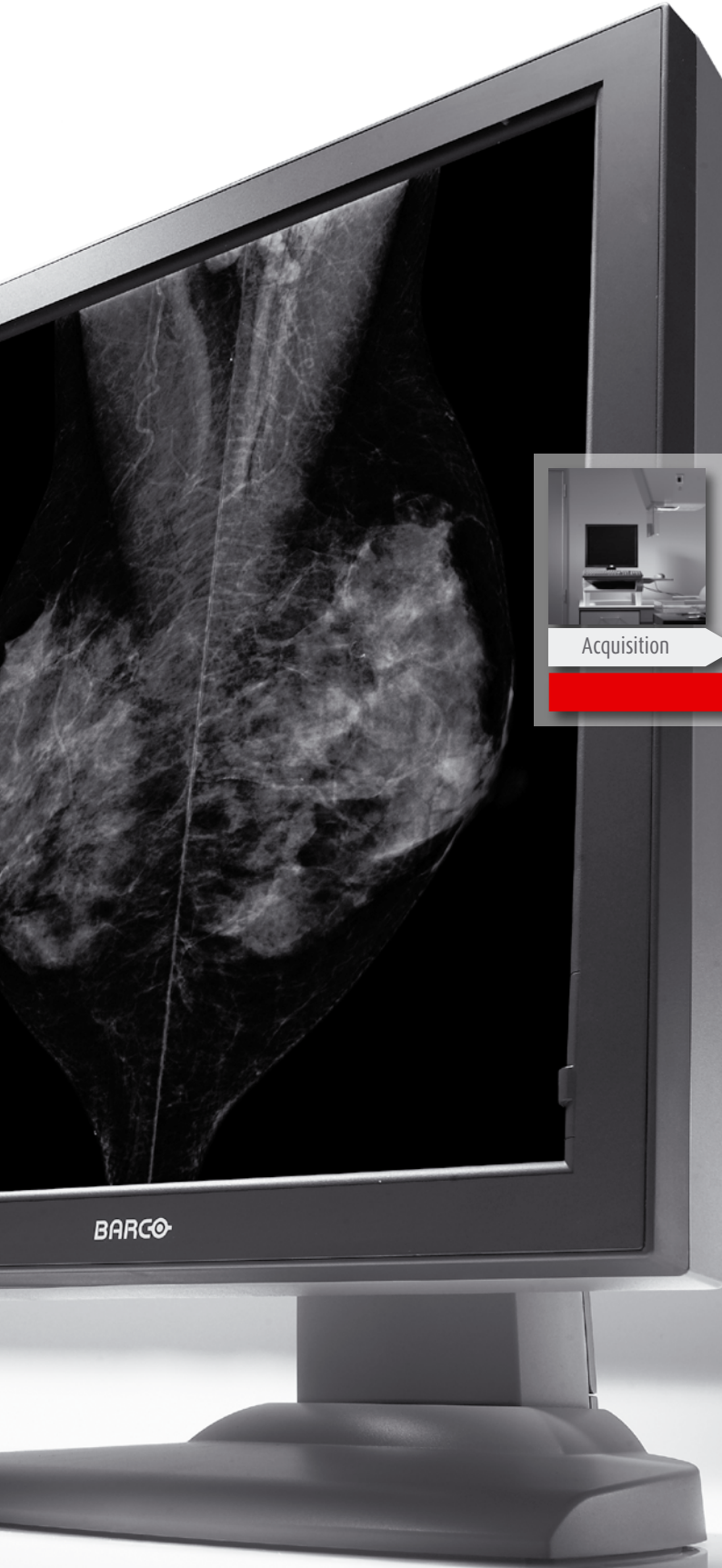
## Automated DICOM-accuracy

Consistent image quality and continuous DICOM-accuracy at all times with the integrated I-Guard sensor.

## Exceptionally long lifetime

Exceptionally long lifetime through DuraLight backlight technology – 3 to 5 times longer than conventional backlights.






# Technological excellence meets clinical insight



*In a world where every detail matters, technological excellence alone is not enough. It needs to be balanced with a thorough understanding of the mammography market and imaging process.*

*Through close collaboration with mammography experts and industry partners, Barco has built a clinical understanding of digital mammography, from image acquisition, review and screening to quality assurance and patient treatment. This is what makes Barco a valued partner for complete patient care.*



“To achieve the highest level of precision, we decided to rely on the Barco Coronis 5MP Mammo display system, which has established an impeccable reputation for dependable breast diagnostics.”

Dr. Emile Knops,  
*RIVM DigiBOB Project Leader, The Netherlands*

# Unmatched accuracy

In life-critical applications such as digital mammography, perfection is in the details. Radiologists require a workstation that delivers the highest level of accuracy and confidence. Coronis 5MP Mammo meets these high standards by presenting mammograms with exceptional clarity and continuous DICOM accuracy.

## Best-in-class LCD technology



Thanks to its top-of-the-line LCD panel and optical stack, the Coronis 5MP Mammo display system presents images with 5 MegaPixel resolution, exceptionally high contrast (900:1) and luminance (600 cd/m<sup>2</sup>), truly dark blacks and perfect geometry.

### CLINICAL BENEFITS

- > Excellent visibility of subtle masses, microcalcifications and spiculations
- > More efficient screening thanks to wide viewing angle
- > Optimum diagnostic confidence

## Integrated I-Guard sensor



The integrated I-Guard sensor continually guards and adjusts the luminance output of the diagnostic viewing area at the front of the display. The intelligent system performs automated DICOM calibrations and QA without interrupting your daily workflow.

### CLINICAL BENEFITS

- > Worry-free compliance with the DICOM standard
- > Effortless conformity to mammography QC standards
- > Transparent calibration without interrupting the diagnostic workflow
- > Stable luminance over time and between displays



## Per Pixel Uniformity



Screen noise can significantly affect the accuracy of mammography diagnoses. Coronis 5MP Mammo overcomes this phenomenon by means of its unique Per Pixel Uniformity technology (PPU). PPU measures and adjusts the luminance of each pixel and eliminates screen noise, making every pixel permanently DICOM compliant.

### CLINICAL BENEFITS

- > Easier to distinguish subtle lesions from screen noise
- > Improved contrast in dense breast tissue
- > Improved image quality at a lower dose to the patient
- > Easy conformance to DIN 6868-57 and EUREF 90% luminance uniformity standards







# Enhanced productivity

With the Coronis 5MP Mammo, Barco demonstrates that precision and productivity can go hand in hand. Equipped with an ultra-fast 10-bit display controller, the system assures smooth workflow and optimum grayscale precision.

## Ultra-fast display controller



The high-performance BarcoMed 5MP2FH PCIe display controller loads the entire current and prior exams in less than a second. Coronis 5MP Mammo can also be combined with a 10-bit MXRT graphics processing unit. This high-performance display controller provides specific support for medical software applications relying on OpenGL or Microsoft DirectX.

## CLINICAL BENEFITS

- > Instant image loading
- > Fast roaming and smooth image manipulations
- > View current and prior full field digital mammograms together with MRI, PET and Ultrasound



## Optimum grayscale precision



Thanks to its extremely high luminance range (600 cd/m<sup>2</sup>) and its 10-bit DICOM Look-Up-Table, the Coronis 5MP Mammo can display more than 700 Just Noticeable Differences, the smallest luminance steps a human eye can perceive. This way, you can read your mammography studies more efficiently and with more confidence.

## CLINICAL BENEFITS

- > Smooth grayscale curve allowing you to see all image details
- > Maximum diagnostic confidence

## User-friendly Quality Assurance



The Barco Coronis 5MP Mammo is bundled with an innovative softcopy Quality Assurance solution that brings a new degree of transparency to your QA routine. In combination with the intelligent I-Guard sensor, this MediCal QAWeb system provides an easy-to-use, web-based tool for automated calibration and QA.

## CLINICAL BENEFITS

- > Effortless conformance with DICOM, MQSA, EUREF, FDA, JESRA, KFSA, ACR, NEMA, DIN, IEC, AAPM and the French Protocol
- > User-friendly remote Quality Assurance and asset management
- > Reduced operating costs



# Lasting precision

You and your patients deserve true diagnostic precision that remains reliable for many years. Thanks to its DuraLight technology and standard 5-year warranty, the Barco Coronis Mammo 5MP guarantees long-lasting quality and dependability. There's no better protection for your investment.

## DuraLight long-term reading comfort



Long-life DuraLight backlights deliver high-bright images for a period that is on average 3 to 5 times longer than conventional Cold Cathode Fluorescent Lamps, without increasing power consumption.

## 5-year warranty, zero worries



The Coronis 5MP Mammo is covered by a standard 5-year warranty. In addition, the product is backed by Barco's global service and support organization, which helps you to reduce unscheduled downtime and keeps your expenses under control. It is your guarantee for professional support, wherever you are, whenever you need it.


### CLINICAL BENEFITS

- > Guaranteed diagnostic luminance of 600 cd/m<sup>2</sup> for the product's entire lifetime
- > Less color variation between displays
- > Reduced eye fatigue thanks to BlueBase color mode

### CLINICAL BENEFITS

- > Complete peace of mind
- > Optimal protection of your investment
- > Maximum uptime of your display system







## Barco medical imaging

Barco, a global market leader in visualization solutions for Picture Archiving and Communication Systems, has been developing visionary medical imaging solutions for almost twenty years. Driven by experience and innovation, Barco presents a full range of state-of-the-art solutions for radiological, surgical and clinical imaging. From acquisition to display, from image processing to quality assurance, Barco's hardware and software solutions deliver the perfection patients deserve.

Barco's commitment to quality has earned the trust of customers from all over the world, who partner with Barco to meet their most demanding imaging challenges. This partnership approach is also reflected in Barco's worldwide customer service network, ensuring professional support, wherever you are, whenever you need it.

### Request more information

Europe, Middle East, Africa  
& Latin America  
Phone: +32 56 233 557  
[sales.medical.eu@barco.com](mailto:sales.medical.eu@barco.com)

North America  
Phone: +1 866 302 7939  
[sales.medical.us@barco.com](mailto:sales.medical.us@barco.com)

Taiwan  
Phone: +886 2 8221 6868  
[sales.medical.apac@barco.com](mailto:sales.medical.apac@barco.com)

South Korea  
Phone: +82 2 2175 8900  
[sales.medical.apac@barco.com](mailto:sales.medical.apac@barco.com)

China  
Phone: +86 21 5465 5501  
[sales.medical.apac@barco.com](mailto:sales.medical.apac@barco.com)

Singapore  
Phone: +65 6243 7610  
[sales.medical.apac@barco.com](mailto:sales.medical.apac@barco.com)

India  
Phone: +91 120 4020000  
[sales.medical.apac@barco.com](mailto:sales.medical.apac@barco.com)

Australia  
Phone: +61 3 9646 5833  
[sales.medical.apac@barco.com](mailto:sales.medical.apac@barco.com)

Japan  
Phone: +81 3 3279 0771



In search of continuous improvement

K5906105 Rev.01 1108 © 2008 Barco  
Technical specifications are subject to change without prior notice.  
Physical design of the display may change.

[www.barcomedical.com](http://www.barcomedical.com)

