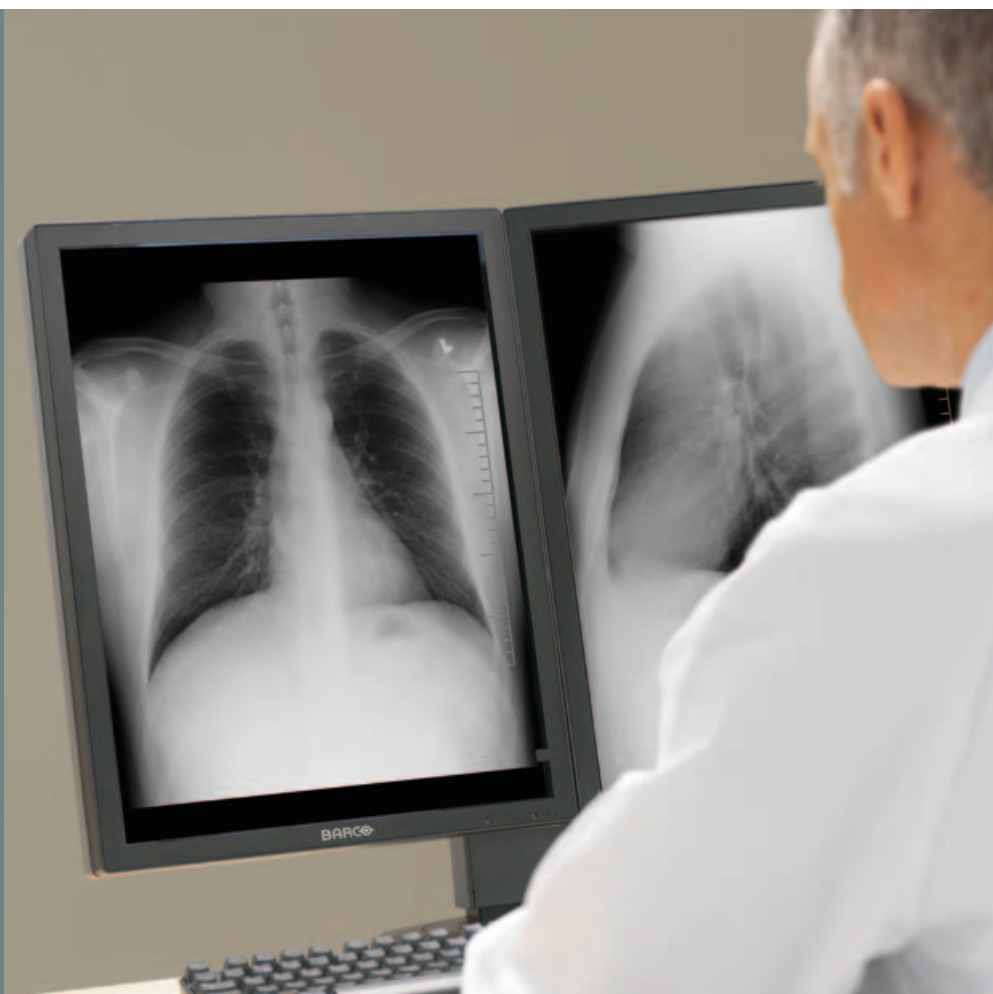


# Coronis

Premium diagnostic display system



**BARCO**

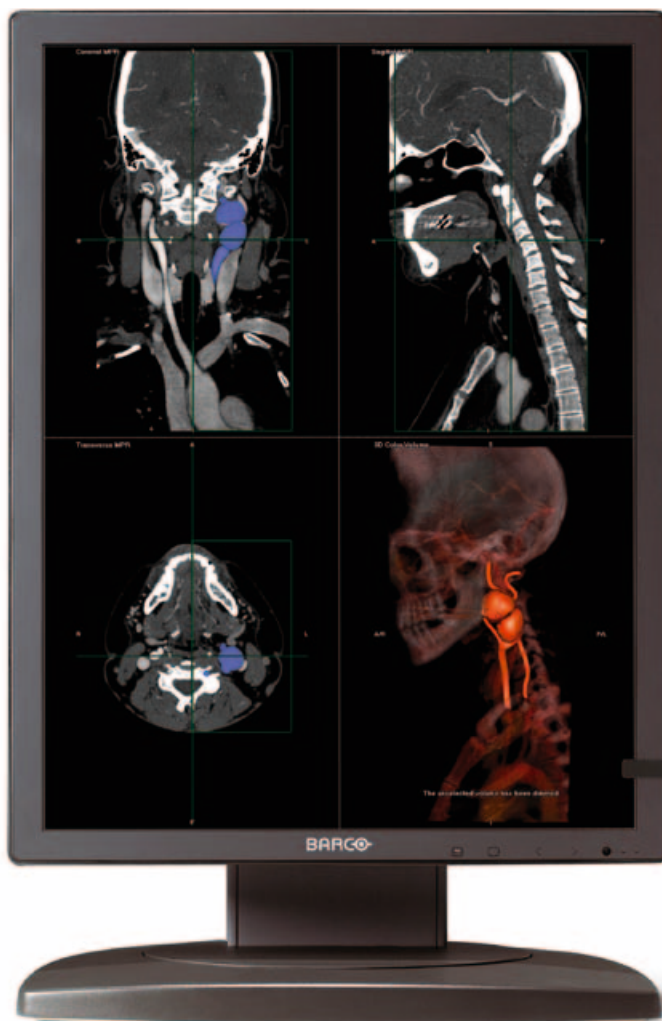
Visibly yours

# Put your trust in proven performance



Twenty years of experience and innovation in diagnostic imaging have culminated in the unrivaled Coronis display system. Combining proven technology with cutting edge enhancements, Coronis PACS displays help radiologists diagnose with ultimate precision and confidence. In 2D and 3D. In grayscale and color.

When precision is a must, put your trust in the proven performance of Coronis.



**PRECISION**

Read images with unsurpassed contrast, brightness and uniformity thanks to the state-of-the-art LCD panel with Uniform Luminance Technology.

**CONFIDENCE**

Be assured of continuous DICOM-quality with the MediCal QAWeb QA system and integrated I-Guard sensor.

**PRODUCTIVITY**

Diagnose more efficiently in 2D and 3D thanks to the high-speed display controller.

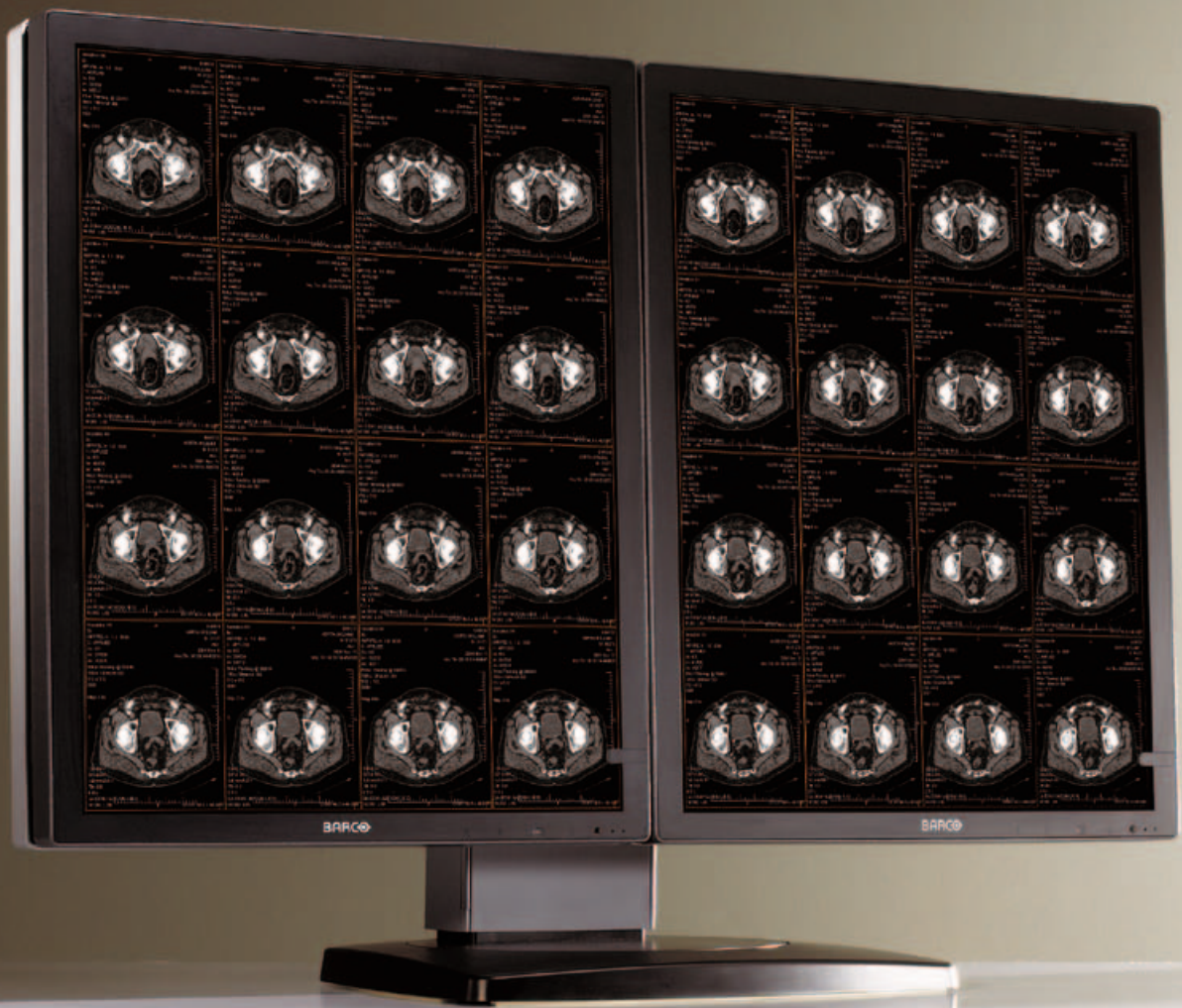
**EASE-OF-USE**

Read your studies more comfortably and counteract eye-fatigue with the non-reflective screen surface.

**DURABILITY**

Get maximum value from your investment thanks to proven quality, dedicated support services and a 5-year warranty.

# Unsurpassed precision



## Grayscale technology perfected



Building on proven technology, Coronis grayscale displays provide ultimate precision and performance while maintaining a reputation for the highest brightness and contrast. The advanced 10-bit architecture ensures accurate image representations with 1024 simultaneous shades of gray out of a palette of 4096.

## Unmatched color accuracy



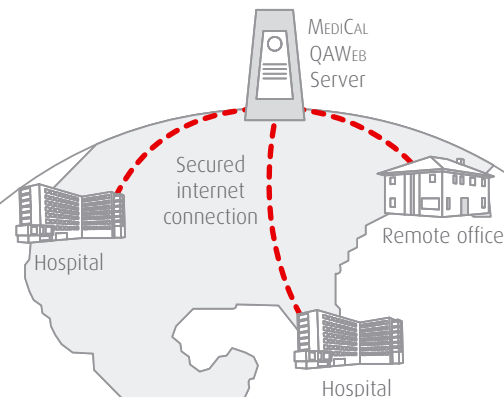
Color-augmented modalities are quickly being adopted in the day-to-day radiology practice. With the dedicated Coronis Color 2MP display system, Barco brings diagnostic confidence and dependable performance to the visualization of these color-enhanced modalities.

The versatile Coronis Color 2MP is a multi-modality display system that complies with the industry's most stringent medical approvals. It presents radiologists with an effective visualization solution for a broad range of color applications, including 3D PACS, 3D echo, color ultrasound, orthopedic imaging, CAD, cardiac imaging, nuclear medicine, PET-CT fusion, etc.

## Transparent calibration and Quality Assurance



Coronis benefits from an innovative softcopy QA system that brings a new degree of transparency to your QA routine. Together with the intelligent I-Guard sensor, MediCal QAWeb provides an easy-to-use tool for calibration and QA, ensuring continuous diagnostic quality and maximum uptime of your workstation. Running in the background, MediCal QAWeb allows you to continue diagnoses while automated QA checks are being executed. The system also includes a secure online web service for remote, centralized image quality management. Comprehensive asset management tools provide a complete overview of the workstations connected to MediCal QAWeb. In the occurrence of a performance problem, the right people will be notified.



# Unprecedented performance




## Impressive performance in 2D and 3D

**10  
BIT**

As image data sets become larger with every new generation of acquisition devices, patient throughput becomes an ever increasing concern. In line with this evolution, Barco combines the Coronis displays with a high-performance, 10-bit graphics processing unit based on the PCI Express interface. The powerful display controller is your guarantee for ultra-fast and smooth image loading, roaming and manipulation in 2D and 3D.

With medical software applications increasingly relying on OpenGL or Microsoft DirectX, Barco also provides specific support for 3D enabled medical software applications. This results in dedicated driver solutions that make medical applications run faster and more efficiently.



High-performance display controller for maximum speed and precision

## Worry-free DICOM compliance under all lighting conditions



The integrated I-Guard continually guards and adjusts the luminance output of the diagnostic viewing area. Combined with the MediCal QAWeb software, the patented I-Guard brings fast and easy calibrations, automatic Quality Assurance testing and remote diagnoses of the display. The latest version of I-Guard has been further improved with increased read-out speed and enhanced sensitivity down to the lowest luminance levels. The intelligent Ambient Light Compensation (ALC) system assures that Coronis systems remain DICOM compliant under all lighting conditions by adapting their brightness relative to the ambient light conditions. If the level of ambient light no longer corresponds to the predefined range, users will automatically be notified.




Continuous diagnostic confidence thanks to I-Guard technology

## Uniform image rendering across the entire screen



While traditional LCD display systems typically suffer from luminance non-uniformities up to 30%, Coronis displays deliver perfectly balanced luminance over the entire screen. Based on an individual characterization of the image down to pixel level, the proprietary Uniform Luminance Technology (ULT) corrects non-uniformities caused by the LCD as well as the backlight. Thanks to this technology, diagnostic images conform to DICOM not just in the center but everywhere on the screen.



Uniform brightness across the screen with Uniform Luminance Technology (ULT)

# Unequaled reading comfort



## Fully integrated multi-head configurations

Featuring an integrated pedestal concept, Coronis enables customized multi-head configurations. Color and grayscale, portrait and landscape, 2D and 3D can be combined as specified by the user. Thanks to the 'virtual' hinge system, the individual heads will move and track as one integrated system when they are being adjusted. The very thin bezel design ensures enhanced reading comfort in a multi-head setup.



*Elegant mounting of a third monitor for RIS, HIS,...*



## User-definable reading comfort

From the start, Coronis has been designed for convenience. The system is easy to set up and the handy, solid pedestal makes precise, user-specific adjustments, such as lifting, tilting and swiveling very easy to perform. All cables can be neatly tucked away thanks to an integrated cable management system.

## Reduced eye fatigue



To counteract eye fatigue, the screen has been treated with a special, non-reflective coating. A protective front cover will also protect the valuable LCD against damage from intensive use in clinical rooms. Moreover, the new Coronis display system can be fitted with an optional keyboard illumination device. Installed underneath the display, the dimmable LED light avoids reflections due to ambient light and creates the ideal lighting conditions for every individual workstation.

## 5-year warranty



Built to deliver maximum peace of mind, Coronis display systems come with a 5-year warranty. In addition, Barco offers an array of dedicated support services to help you reduce unscheduled downtime and keep your expenses under control. Barco's global organization is your guarantee for professional support, wherever you are, whenever you need it.



*Integrated multi-head design*



*Protective non-reflective glass cover*



*LED keyboard illumination*

## Coronis options

## A family of diagnostic precision




Integrated pedestal for dual-head display system



Integrated pedestal for triple-head display system



LED keyboard illumination



Medical QAWeb service:  
Premium level



MDCG-2121	MDCG-3120	MDCG-5121	MDCC-2121
2 MP	3 MP	5 MP	2 MP
GRAY	GRAY	GRAY	COLOR
10 BIT	10 BIT	10 BIT	30 BIT
I-GUARD	I-GUARD	I-GUARD	I-GUARD
ALC	ALC	ALC	ALC
ULT	ULT	ULT	ULT
GLASS	GLASS	GLASS	GLASS
QAWeb	QAWeb	QAWeb	QAWeb
5Y WARRANTY	5Y WARRANTY	5Y WARRANTY	5Y WARRANTY



*For more detailed technical specifications, please check the dedicated sheet or visit [www.barcomedical.com](http://www.barcomedical.com).*

## Barco medical imaging systems

Barco, a global market leader in visualization solutions for Picture Archiving and Communication Systems, has been developing visionary medical imaging solutions for almost twenty years. Driven by experience and innovation, Barco presents a full range of state-of-the-art solutions for radiological, surgical and clinical imaging. From acquisition to display, from image processing to quality assurance, Barco's hardware and software solutions deliver the perfection patients deserve.

Barco's commitment to quality has earned the trust of customers from all over the world, who partner with Barco to meet their most demanding imaging challenges. This partnership approach is also reflected in Barco's worldwide customer service network, ensuring professional support, wherever you are, whenever you need it.



### Request more information

Europe, Middle East, Africa  
& Latin America  
Phone: +32 56 233 557  
[sales.medical.eu@barco.com](mailto:sales.medical.eu@barco.com)

North America  
Phone: +1 866 302 7939  
[sales.medical.us@barco.com](mailto:sales.medical.us@barco.com)

Taiwan  
Phone: +886 2 8771 0699  
[sales.medical.apac@barco.com](mailto:sales.medical.apac@barco.com)

South Korea  
Phone: +82 2 2175 8900  
[sales.medical.apac@barco.com](mailto:sales.medical.apac@barco.com)

China  
Phone: +86 21 6091 2222  
[sales.medical.apac@barco.com](mailto:sales.medical.apac@barco.com)

Singapore  
Phone: +65 6243 7610  
[sales.medical.apac@barco.com](mailto:sales.medical.apac@barco.com)

India  
Phone: +91 120 4020000  
[sales.medical.apac@barco.com](mailto:sales.medical.apac@barco.com)

Australia  
Phone: +61 3 9646 5833  
[sales.medical.apac@barco.com](mailto:sales.medical.apac@barco.com)

Japan  
Phone: +81 3 5762 8715



**Sigma**

In search of continuous improvement

M00172-R08-0911-PB  
Technical specifications are subject to change without prior notice  
3D screen images courtesy of Toshiba Medical Systems Corporation  
The latest version of this brochure can be found on [www.barco.com](http://www.barco.com).

[www.barcomedical.com](http://www.barcomedical.com)



**BARCO**

Visibly yours