



# Samsung SMART LED Signage

## IER, IEA Series

Deliver compelling messages with excellent visibility and customizable design

With more businesses turning to LED signage for an enhanced customer experience, Samsung's IER/IEA Series displays offer an ideal combination of superior picture quality and intuitive usability. IER/IEA Series captivates customers through industry-leading picture refinement technologies, delivering clearer and more realistic content. Fine-tune uniformity and accurate color even in low brightness also always ensures enhanced image presentation. Hassle-free installation and flexible configuration options means any business can have an eye-catching display regardless of environmental constraints.

### Highlights

- Cost-effective solution thanks to simplified installation process
- Support for various installation scenarios through flexible design
- LED HDR technology for clear, accurate picture presentation
- Factory and on-site calibration for fine-tuned, uniform images
- Convenient content and device management with MagicINFO

## Industry trend

Even as online shopping and e-commerce have taken over, many brick-and-mortar stores continue to thrive by creating distinct, memorable in-store experiences. Physical retail stores that utilize LED signage to create innovative, eye-catching content have found they can both draw in new customers and encourage return visits from their most loyal customers. The market for indoor LED Signage is expected to continue to grow for the foreseeable future. It's no surprise then, that implementing modern in-store LED Signage has not only become common, but really is an essential element in creating an unforgettable in-store experience.

## Why Samsung IER/IEA Series

Samsung's IER/IEA Series is designed especially for retail stores, with Samsung's industry-leading picture quality and an intuitive, streamlined content management system allowing store managers to easily and efficiently update display content. The IER/IEA Series displays also feature multiple cabinet sizes giving retailers additional options, providing cost savings and greater flexibility in the design and layout of their displays. This means displays can be custom-fit for their specific space requirements, giving customers a more immersive experience.



**Flexible design**

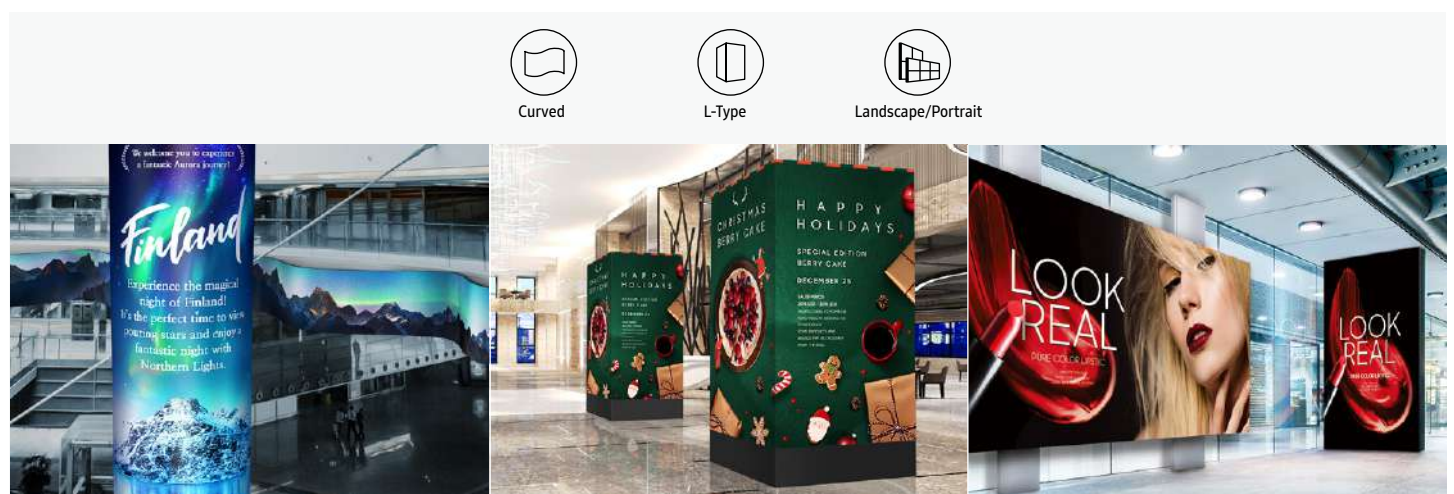


**High picture quality**



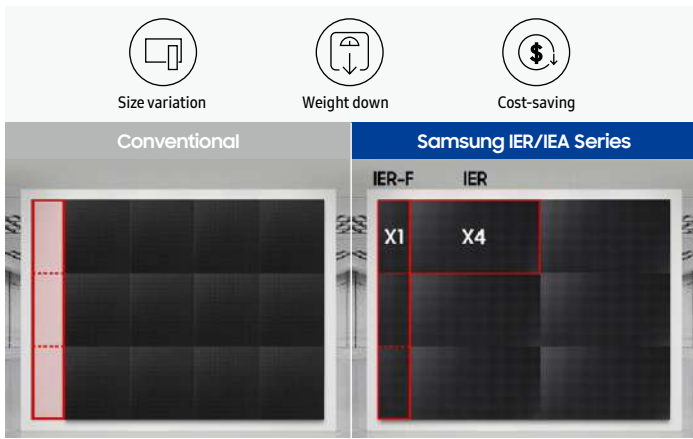
**Operational efficiency**

## Key features



### Flexible design

The IER/IEA Series' advanced design provides flexibility for any indoor retail or other business environment. With support of portrait and landscape orientation — and even curved\* and l-shaped installations — content can be displayed to meet the preferred layout for any store location.



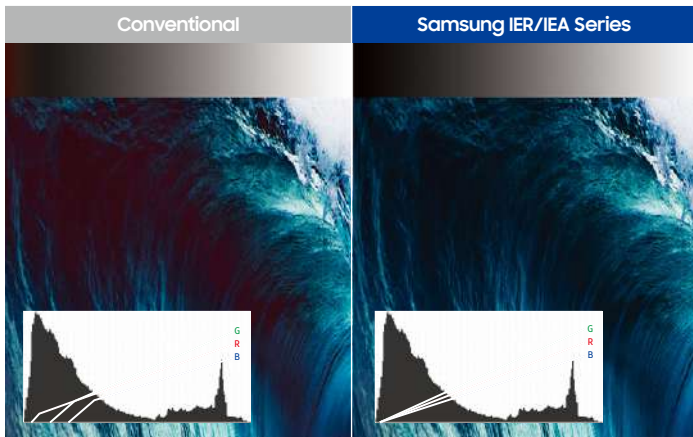
### Easier, cost-saving installation

The IER/IEA Series supports two cabinet types. One version features a larger, lighter screen compared to conventional cabinets, simplifying installation. The other is a quarter of the size and provides more flexibility in design.



### Clearly refined visuals

LED HDR leverages advanced refinement technologies for true-to-life picture presentation. Dynamic Peaking and Inverse Tone Mapping enhance content to optimum peak brightness levels with improved contrast and without shine, while in-depth Color Mapping ensures an accurate expression of colors.



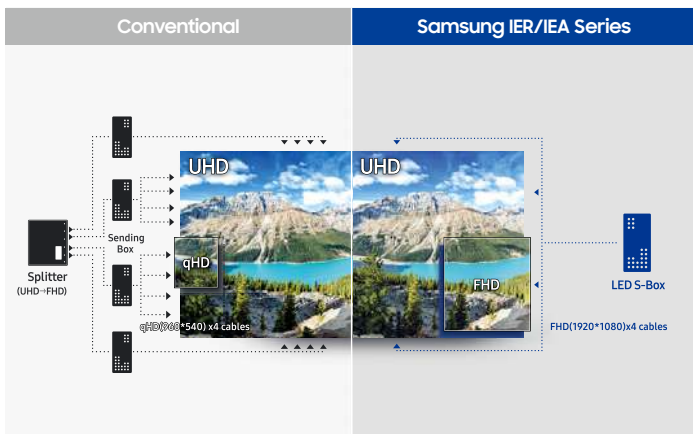
### Accurate color in low brightness arena

Conventional LED displays struggle to present red, green and blue color hues accurately in low grayscale settings. The IER/IEA Series overcomes these challenges through a unique algorithm that maintains R/G/B gradation and delivers precise, detail-rich hues in low-brightness indoor environments.



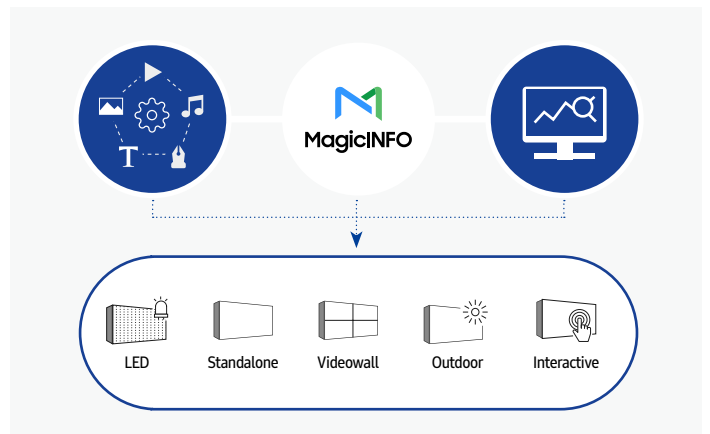
### Fine-tuned uniformity

Rigorous factory calibration and real-time DSLR camera sub-pixel calibration fine-tune all sub-pixels for uniform brightness and color chromaticity. When coupled with the Samsung LED Signage Manager's advanced picture settings, this enhanced treatment produces excellent presentation.



### Streamlined UHD content delivery

Samsung's compatible S-Box condenses the delivery of compelling content to a single, centralized device. The S-Box transmits UHD content across multiple IER/IEA Series displays without requiring external boxes or splitters, helping businesses enjoy faster and more cost-efficient operations.



### Manage content and devices anywhere

Compatibility with the MagicINFO platform enables IER/IEA Series' users to create, schedule and deploy content across an entire signage network. Users can also monitor and adjust the settings of different display types at the same time and troubleshoot potential performance issues from any location via remote access.

# Specifications - IER Series

Model Name		IE015R	IE015R	IE020R	IE025R	IE040R
Model Code		LH015IERKLS	LH015IERJLS	LH020IERKLS	LH025IERKLS	LH040IERKLS
Physical Parameter	Pixel Pitch	1.5 mm	1.5 mm	2.0 mm	2.5 mm	4.0 mm
	Pixel Configuration	1 red, 1 green, 1 blue	1 red, 1 green, 1 blue	1 red, 1 green, 1 blue	1 red, 1 green, 1 blue	1 red, 1 green, 1 blue
	Configuration (LxH, per cabinet)	640 x 360 pixels	640 x 360 pixels	480 x 270 pixels	384 x 216 pixels	240 x 135 pixels
	Diode Type	Surface Mount Device (SMD)	Surface Mount Device (SMD)	Surface Mount Device (SMD)	Surface Mount Device (SMD)	Surface Mount Device (SMD)
	Dimensions (mm, LxHxD, per cabinet)	960 x 540 x 79.5 mm	960 x 540 x 79.5 mm	960 x 540 x 79.5 mm	960 x 540 x 79.5 mm	960 x 540 x 79.5 mm
	Dimensions (inch, inchxD, per cabinet)	43.3 x 3.13 inch	43.3 x 3.13 inch	43.3 x 3.13 inch	43.3 x 3.13 inch	43.3 x 3.13 inch
	No. of Modules (WxH, per cabinet)	4 x 3	4 x 3	4 x 3	4 x 3	4 x 3
	Weight (per cabinet/per m <sup>2</sup> )	11.8 kg / 22.8 kg	11.8 kg / 22.8 kg	12.4 kg / 23.9 kg	10.8 kg / 20.8 kg	10.8 kg / 20.8 kg
Optical Parameter	Brightness (Peak/Max) (1)	1,000 nit / 500 nit	1,000 nit / 500 nit	1,200 nit / 600 nit	1,200 nit / 600 nit	1,200 nit / 600 nit
	Contrast Ratio	6,000:1	8,000:1	8,000:1	6,000:1	8,000:1
	Viewing Angle - Horizontal	160°	160°	145°	160°	160°
	Viewing Angle - Vertical	160°	160°	145°	160°	160°
	Bit Depth	16 bit (Internal processing 18bit)	16 bit (Internal processing 18bit)	16 bit (Internal processing 18bit)	16 bit (Internal processing 18bit)	16 bit (Internal processing 18bit)
	Color Temperature - Default	6,500K	6,500K	6,500K	6,500K	6,500K
	Color Temperature - Adjustable	2,800 ~ 10,000K (use S/BOX)	2,800 ~ 10,000K (use S/BOX)	2,800 ~ 10,000K (use S/BOX)	2,800 ~ 10,000K (use S/BOX)	2,800 ~ 10,000K (use S/BOX)
Electrical Parameter	Video Rate	50/60 Hz	50/60 Hz	50/60 Hz	50/60 Hz	50/60 Hz
	Input Power Range	100-240 VAC, 50/60 Hz	100-240 VAC, 50/60 Hz	100-240 VAC, 50/60 Hz	100-240 VAC, 50/60 Hz	100-240 VAC, 50/60 Hz
	Power Consumption - Max	502 (W/m <sup>2</sup> ) / 260 (W/Cabinet)	425 (W/m <sup>2</sup> ) / 220 (W/Cabinet)	347 (W/m <sup>2</sup> ) / 180 (W/Cabinet)	365 (W/m <sup>2</sup> ) / 189 (W/Cabinet)	289 (W/m <sup>2</sup> ) / 150 (W/Cabinet)
	Power Consumption - Typ	167 (W/m <sup>2</sup> ) / 87 (W/Cabinet)	142 (W/m <sup>2</sup> ) / 73 (W/Cabinet)	116 (W/m <sup>2</sup> ) / 60 (W/Cabinet)	122 (W/m <sup>2</sup> ) / 63 (W/Cabinet)	96 (W/m <sup>2</sup> ) / 50 (W/Cabinet)
	Heat Generation - Max (BTU/SF)	159.1 BTU/SF per hour	106.7 BTU/SF per hour	109.9 BTU/SF per hour	115.7 BTU/SF per hour	91.6 BTU/SF per hour
	Refresh Rate	3,840 Hz	3,840 Hz	3,840 Hz	3,840 Hz	3,840 Hz
Operational Parameter	Power Redundancy	Yes	Yes	Yes	N/A	N/A
	Working Temperature /Humidity	0°C-40°C / 10-80%RH	0°C-40°C / 10-80%RH	0°C-40°C / 10-80%RH	0°C-40°C / 10-80%RH	0°C-40°C / 10-80%RH
	Storage Temperature /Humidity	-20°C-45°C / 5-95%RH	-20°C-45°C / 5-95%RH	-20°C-45°C / 5-95%RH	-20°C-45°C / 5-95%RH	-20°C-45°C / 5-95%RH
	IP Rating	IP20	IP20	IP20	IP20	IP20
	LED Lifetime	100,000 hours	100,000 hours	100,000 hours	100,000 hours	100,000 hours
Certification	Certification	EMC Class A, Safety 60950-1, FCC, UL, CB, KCC, RoHS	EMC Class A, Safety 60950-1, FCC, UL, CB, KCC, RoHS	EMC Class A, Safety 60950-1, FCC, UL, CB, KCC, RoHS	EMC Class A, Safety 60950-1, FCC, UL, CB, KCC, RoHS	EMC Class A, Safety 60950-1, FCC, UL, CB, KCC, RoHS
Service	Service	Front	Front	Front	Front	Front
Package	Box Dimension (mm, LxHxD)	1,119 x 699 x 206 mm	1,119 x 699 x 206 mm	1,119 x 699 x 206 mm	1,119 x 699 x 206 mm	1,119 x 699 x 206 mm
	Box Volume (m <sup>3</sup> )	0.161	0.161	0.161	0.161	0.161
	Package Weight (kg, per cabinet)	17.5 kg	17.5 kg	18.1 kg	16.5 kg	16.5 kg
Special Installation	Curve (Concave)	12,000R	12,000R	12,000R	12,000R	12,000R
	Curve (Convex)	N/A	N/A	N/A	N/A	N/A
	Rotation	Yes (90 degree clockwise)	Yes (90 degree clockwise)	Yes (90 degree clockwise)	Yes (90 degree clockwise)	Yes (90 degree clockwise)
	Ceiling / Incline (2)	Yes	Yes	Yes	Yes	Yes
	L-shape	N/A	N/A	N/A	N/A	N/A

(1) Peak Value according to IDMS (Information Display Measurement Standard)

(2) For ceiling installation, screen should be installed at least 1.8m height with no vibration

Model Name		IE015R-F	IE015R-F	IE020R-F	IE025R-F	IE040R-F
Model Code		LH015IERKFS	LH015IERJFS	LH020IERKFS	LH025IERKFS	LH040IERKFS
Physical Parameter	Pixel Pitch	1.5 mm	1.5 mm	2.0 mm	2.5 mm	4.0 mm
	Pixel Configuration	1 red, 1 green, 1 blue	1 red, 1 green, 1 blue	1 red, 1 green, 1 blue	1 red, 1 green, 1 blue	1 red, 1 green, 1 blue
	Configuration (LxH, per cabinet)	160 x 360 pixels	160 x 360 pixels	120 x 270 pixels	96 x 216 pixels	60 x 135 pixels
	Diode Type	Surface Mount Device (SMD)	Surface Mount Device (SMD)	Surface Mount Device (SMD)	Surface Mount Device (SMD)	Surface Mount Device (SMD)
	Dimensions (mm, LxHxD, per cabinet)	240 x 540 x 81 mm	240 x 540 x 81 mm	240 x 540 x 81 mm	240 x 540 x 81 mm	240 x 540 x 81 mm
	Dimensions (inch, inchxD, per cabinet)	23.3 x 3.18 inch	23.3 x 3.18 inch	23.3 x 3.18 inch	23.3 x 3.18 inch	23.3 x 3.18 inch
	No. of Modules (WxH, per cabinet)	1 x 3	1 x 3	1 x 3	1 x 3	1 x 3
	Weight (per cabinet/per m <sup>2</sup> )	3.2 kg / 24.7 kg	3.2 kg / 24.7 kg	3.2 kg / 24.7 kg	3.2 kg / 24.7 kg	3.2 kg / 24.7 kg
Optical Parameter	Brightness (Peak/Max) (1)	1,000 nit / 500 nit	1,000 nit / 500 nit	1,200 nit / 600 nit	1,200 nit / 600 nit	1,200 nit / 600 nit
	Contrast Ratio	6,000:1	8,000:1	8,000:1	6,000:1	8,000:1
	Viewing Angle - Horizontal	160°	160°	145°	160°	160°
	Viewing Angle - Vertical	160°	160°	145°	160°	160°
	Bit Depth	16 bit (Internal processing 18bit)	16 bit (Internal processing 18bit)	16 bit (Internal processing 18bit)	16 bit (Internal processing 18bit)	16 bit (Internal processing 18bit)
	Color Temperature - Default	6,500K	6,500K	6,500K	6,500K	6,500K
	Color Temperature - Adjustable	2,800 ~ 10,000K (use S/BOX)	2,800 ~ 10,000K (use S/BOX)	2,800 ~ 10,000K (use S/BOX)	2,800 ~ 10,000K (use S/BOX)	2,800 ~ 10,000K (use S/BOX)
Electrical Parameter	Video Rate	50/60 Hz	50/60 Hz	50/60 Hz	50/60 Hz	50/60 Hz
	Input Power Range	100~240 VAC, 50/60 Hz	100~240 VAC, 50/60 Hz	100~240 VAC, 50/60 Hz	100~240 VAC, 50/60 Hz	100~240 VAC, 50/60 Hz
	Power Consumption - Max	618 (W/m <sup>2</sup> ) / 80 (W/Cabinet)	541 (W/m <sup>2</sup> ) / 70 (W/Cabinet)	463 (W/m <sup>2</sup> ) / 60 (W/Cabinet)	386 (W/m <sup>2</sup> ) / 50 (W/Cabinet)	386 (W/m <sup>2</sup> ) / 50 (W/Cabinet)
	Power Consumption - Typ	206 (W/m <sup>2</sup> ) / 27 (W/Cabinet)	180 (W/m <sup>2</sup> ) / 23 (W/Cabinet)	154 (W/m <sup>2</sup> ) / 20 (W/Cabinet)	128 (W/m <sup>2</sup> ) / 17 (W/Cabinet)	128 (W/m <sup>2</sup> ) / 17 (W/Cabinet)
	Heat Generation - Max (BTU/SF)	195.5 BTU/SF per hour	171.5 BTU/SF per hour	146.7 BTU/SF per hour	122.3 BTU/SF per hour	122.3 BTU/SF per hour
	Refresh Rate	3,840 Hz	3,840 Hz	3,840 Hz	3,840 Hz	3,840 Hz
Operational Parameter	Power Redundancy	N/A	Yes	N/A	N/A	N/A
	Working Temperature /Humidity	0°C~40°C / 10~80%RH	0°C~40°C / 10~80%RH	0°C~40°C / 10~80%RH	0°C~40°C / 10~80%RH	0°C~40°C / 10~80%RH
	Storage Temperature /Humidity	-20°C~45°C / 5~95%RH	-20°C~45°C / 5~95%RH	-20°C~45°C / 5~95%RH	-20°C~45°C / 5~95%RH	-20°C~45°C / 5~95%RH
	IP Rating	IP20	IP20	IP20	IP20	IP20
	LED Lifetime	100,000 hours	100,000 hours	100,000 hours	100,000 hours	100,000 hours
Certification	Certification	EMC Class A, Safety 60950-1, FCC, UL, CB, KCC, RoHS	EMC Class A, Safety 60950-1, FCC, UL, CB, KCC, RoHS	EMC Class A, Safety 60950-1, FCC, UL, CB, KCC, RoHS	EMC Class A, Safety 60950-1, FCC, UL, CB, KCC, RoHS	EMC Class A, Safety 60950-1, FCC, UL, CB, KCC, RoHS
Service	Service	Front	Front	Front	Front	Front
Package	Box Dimension (mm, LxHxD)	653 x 148 x 354 mm	653 x 148 x 354 mm	653 x 148 x 354 mm	653 x 148 x 354 mm	653 x 148 x 354 mm
	Box Volume (m <sup>3</sup> )	0.0342	0.0342	0.0342	0.0342	0.0342
	Package Weight (kg, per cabinet)	4.9 kg	4.9 kg	4.9 kg	4.9 kg	4.9 kg
Special Installation	Curve (Concave)	3000R	3000R	3000R	3000R	3000R
	Curve (Convex)	3000R	3000R	3000R	3000R	3000R
	Rotation	Yes (90 degree clockwise)	Yes (90 degree clockwise)	Yes (90 degree clockwise)	Yes (90 degree clockwise)	Yes (90 degree clockwise)
	Ceiling / Incline (2)	Yes	Yes	Yes	Yes	Yes
	L-shape	Yes	Yes	Yes	Yes	Yes

(1) Peak Value according to IDMS (Information Display Measurement Standard)

(2) For ceiling installation, screen should be installed at least 1.8m height with no vibration

# Specifications - IEA Series

Plant : Vietnam	Model Name	IE025A	IE040A	IE025A-F	IE040A-F
	Model Code	LH025IEACLS	LH040IEACLS	LH025IEACFS	LH040IEACFS
	Specification	Indoor	Indoor	Indoor	Indoor
Physical Parameter	Pixel Pitch	2.5 mm	4.0 mm	2.5 mm	4.0 mm
	Pixel Configuration	1 red, 1 green, 1 blue	1 red, 1 green, 1 blue	1 red, 1 green, 1 blue	1 red, 1 green, 1 blue
	Configuration (LxH, per cabinet)	384 x 216 pixels	240 x 135 pixels	96 x 216 pixels	60 x 135 pixels
	Diode Type	Surface Mount Device (SMD)	Surface Mount Device (SMD)	Surface Mount Device (SMD)	Surface Mount Device (SMD)
	Dimensions (mm, LxHxD, per cabinet)	960 x 540 x 79.5 mm	960 x 540 x 79.5 mm	240 x 540 x 81 mm	240 x 540 x 81 mm
	Dimensions (inch, per cabinet)	43.3 x 3.13 inch	43.3 x 3.13 inch	23.3 x 3.18 inch	23.3 x 3.18 inch
	No. of Modules (WxH, per cabinet)	4 x 3	4 x 3	1 x 3	1 x 3
	Weight (per cabinet/per m <sup>2</sup> )	10.8 kg / 20.8 kg	10.8 kg / 20.8 kg	3.2 kg / 24.7 kg	3.2 kg / 24.7 kg
Optical Parameter	Brightness (Peak/Max) (1)	1,000 nit / 500 nit	800 nit / 500 nit	1,000 nit / 500 nit	800 nit / 500 nit
	Contrast Ratio (2)	5,000:1	5,000:1	5,000:1	5,000:1
	HDR Compatibility	LED HDR / HDR10+ support / Multi-link HDR	LED HDR / HDR10+ support / Multi-link HDR	LED HDR / HDR10+ support / Multi-link HDR	LED HDR / HDR10+ support / Multi-link HDR
	Viewing Angle - Horizontal	150°	150°	150°	150°
	Viewing Angle - Vertical	150°	150°	150°	150°
	Bit Depth	16 bit (Internal processing 18bit)	16 bit (Internal processing 18bit)	16 bit (Internal processing 18bit)	16 bit (Internal processing 18bit)
	Color Temperature - Default	6,500K	6,500K	6,500K	6,500K
	Color Temperature - Adjustable	2,800 ~ 10,000K (use S/BOX)	2,800 ~ 10,000K (use S/BOX)	2,800 ~ 10,000K (use S/BOX)	2,800 ~ 10,000K (use S/BOX)
Electrical Parameter	Video Rate	50/60 Hz	50/60 Hz	50/60 Hz	50/60 Hz
	Input Power Range	100~240 VAC, 50/60 Hz	100~240 VAC, 50/60 Hz	100~240 VAC, 50/60 Hz	100~240 VAC, 50/60 Hz
	Power Consumption - Max	347 (W/m <sup>2</sup> ) / 180 (W/Cabinet)	347 (W/m <sup>2</sup> ) / 180 (W/Cabinet)	463 (W/m <sup>2</sup> ) / 60 (W/Cabinet)	463 (W/m <sup>2</sup> ) / 60 (W/Cabinet)
	Power Consumption - Typ	116 (W/m <sup>2</sup> ) / 60 (W/Cabinet)	116 (W/m <sup>2</sup> ) / 60 (W/Cabinet)	154 (W/m <sup>2</sup> ) / 20 (W/Cabinet)	154 (W/m <sup>2</sup> ) / 20 (W/Cabinet)
	Heat Generation - Max	1,185 (BTU/m <sup>2</sup> ) / 614 (BTU/Cabinet)	1,185 (BTU/m <sup>2</sup> ) / 614 (BTU/Cabinet)	1580 (BTU/m <sup>2</sup> ) / 205 (BTU/Cabinet)	1580 (BTU/m <sup>2</sup> ) / 205 (BTU/Cabinet)
	Heat Generation - Typ	395 (BTU/m <sup>2</sup> ) / 205 (BTU/Cabinet)	395 (BTU/m <sup>2</sup> ) / 205 (BTU/Cabinet)	527 (BTU/m <sup>2</sup> ) / 68 (BTU/Cabinet)	527 (BTU/m <sup>2</sup> ) / 68 (BTU/Cabinet)
	Refresh Rate	3,840 Hz	3,840 Hz	3,840 Hz	3,840 Hz
Operational Parameter	Power Redundancy	N/A	N/A	N/A	N/A
	Working Temperature / Humidity	0°C~40°C / 10~80%RH	0°C~40°C / 10~80%RH	0°C~40°C / 10~80%RH	0°C~40°C / 10~80%RH
	Storage Temperature / Humidity	-20°C~45°C / 5~95%RH	-20°C~45°C / 5~95%RH	-20°C~45°C / 5~95%RH	-20°C~45°C / 5~95%RH
	IP Rating	IP20	IP20	IP20	IP20
	LED Lifetime	100,000 hours	100,000 hours	100,000 hours	100,000 hours
Connectivity	Controller	SNOW-1810U, SNOW-RAF	SNOW-1810U, SNOW-RAF	SNOW-1810U, SNOW-RAF	SNOW-1810U, SNOW-RAF
	Connectivity	HDBT	HDBT	HDBT	HDBT
Certification	Safety	62368-1, 60950-1	62368-1, 60950-1	62368-1, 60950-1	62368-1, 60950-1
	EMC	Class A	Class A	Class A	Class A
Service	Service	Front	Front	Front	Front
Features	Operating System	Tizen	Tizen	Tizen	Tizen
	MagicINFO	Yes	Yes	Yes	Yes
	Sensor	Temperature	Temperature	Temperature	Temperature
	Other	Eco Image Enhancer	Eco Image Enhancer	Eco Image Enhancer	Eco Image Enhancer
Accessories	Accessories	Frame kit	Frame kit	Frame kit	Frame kit
Package	Box Dimension (mm, LxHxD)	1,119 x 699 x 206 mm	1,119 x 699 x 206 mm	653 x 148 x 354 mm	653 x 148 x 354 mm
	Package Weight (kg, per cabinet)	16.5 kg	16.5 kg	4.9 kg	4.9 kg
Special Installation	Curve (Concave/Convex)	12000R / N/A	12000R / N/A	3000R / 3000R	3000R / 3000R
	L-shape	N/A	N/A	Yes	Yes
	Ceiling / Incline (3)	Up to Forward 90° (Ceiling)	Up to Forward 90° (Ceiling)	Up to Forward 90° (Ceiling)	Up to Forward 90° (Ceiling)
	Rotation	Yes (90° clockwise)	Yes (90° clockwise)	Yes (90° clockwise)	Yes (90° clockwise)

(1) Peak value according to IDMS (Information Display Measurement Standard)

(2) Measured under 10lux light. Contrast in darkroom exceeds 1000000:1

(3) For ceiling installation, screen should be installed at least 1.8m height with no vibration



## About Samsung Electronics Co., Ltd.

Samsung Electronics Co., Ltd. inspires the world and shapes the future with transformative ideas and technologies. The company is redefining the worlds of TVs, smartphones, wearable devices, tablets, cameras, digital appliances, medical equipment, network systems, and semiconductor and LED solutions. For the latest news, please visit the Samsung Newsroom at [news.samsung.com](https://news.samsung.com).

## SMART LED Signage

For more information about Samsung SMART LED Signage, visit [www.samsung.com/business](https://www.samsung.com/business) or [www.samsung.com/displaysolutions](https://www.samsung.com/displaysolutions)

Copyright © 2020 Samsung Electronics Co. Ltd. All rights reserved. Samsung is a registered trademark of Samsung Electronics Co. Ltd. Specifications and designs are subject to change without notice. Non-metric weights and measurements are approximate. All data were deemed correct at time of creation. Samsung is not liable for errors or omissions. All brand, product, service names and logos are trademarks and/or registered trademarks of their respective owners and are hereby recognized and acknowledged.

Samsung Electronics Co., Ltd.  
416, Maetan 3-dong, Yeongtong-gu, Suwon-si, Gyeonggi-do 443-772, Korea

2021-03